



Webficial Launcher Module

For Magento 2

User Guideline

Elevate your Magento admin panel experience with seamless navigation inspired by the acclaimed PulseStorm Launcher. Effortlessly explore Menu links, Configuration sections, and conduct Global Searches. One-click access to Products, Orders, Customers, CMS Pages, and more. Initiate with CTRL+M, customize key combinations, and enhance efficiency.

Key Features:

Effortless Navigation:

Streamline your Magento admin panel experience with seamless navigation inspired by the acclaimed PulseStorm Launcher.

Comprehensive Exploration:

Effortlessly explore Menu links, Configuration sections, and conduct Global Searches with a user-friendly interface.

One-Click Access:

Swiftly access Products, Orders, Customers, CMS Pages, and more with a single click, enhancing overall user convenience.

Initiate with Ease:

Activate the launcher effortlessly with CTRL+M, providing an efficient and intuitive means to navigate through your admin panel.

Customizable Key Combinations:

Personalize your experience by customizing key combinations through the admin panel configuration section.

Enhanced Efficiency:

Categories are now within reach, further extending the capabilities of Webficial Launcher for an optimized workflow.

User-Friendly Interface:

Enjoy a user-friendly interface that simplifies navigation, making admin panel tasks more intuitive and accessible.

Interactive Search Functionality:

Leverage powerful search functionality to quickly locate orders, customers, CMS pages, CMS blocks, and products.

Module Configurations:

Press CTRL+M, Type “Launcher”. Click on the configuration from results.

Options

Keyboard Shortcut First
[store view]

The keycode of the first keyboard shortcut. Just press the key putting cursor in textbox.
(defaults to "ctrl"/"17")

Keyboard Shortcut Second
[store view]

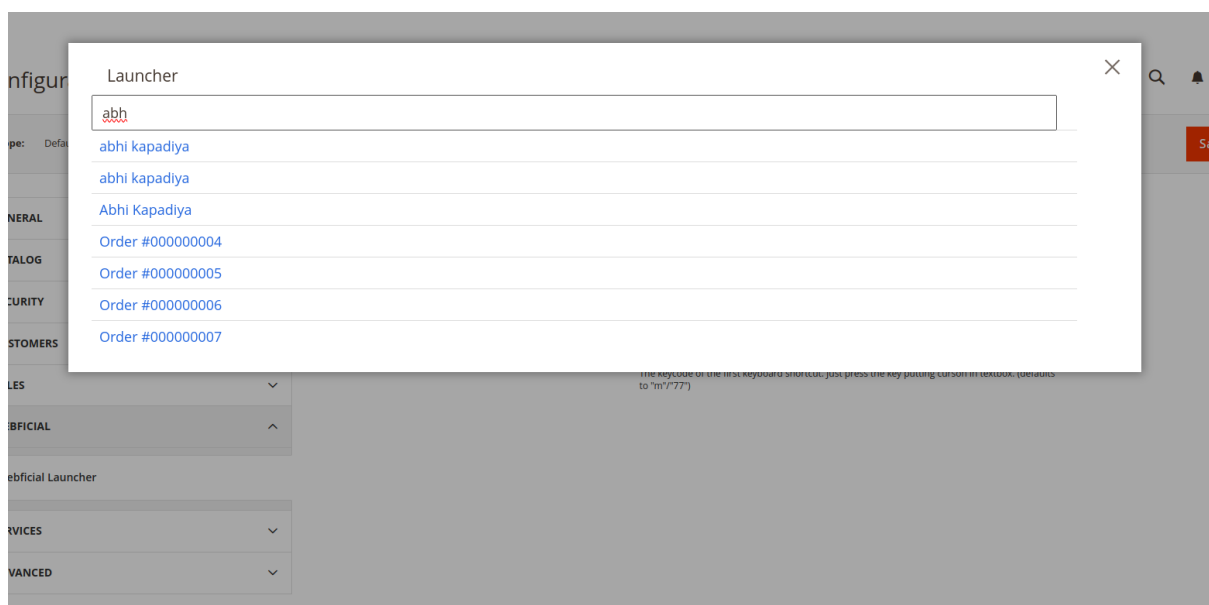
The keycode of the first keyboard shortcut. Just press the key putting cursor in textbox.
(defaults to "m"/"77")

With the configuration section, you can manage the key combination to launch her launcher. Default value is CTRL+M

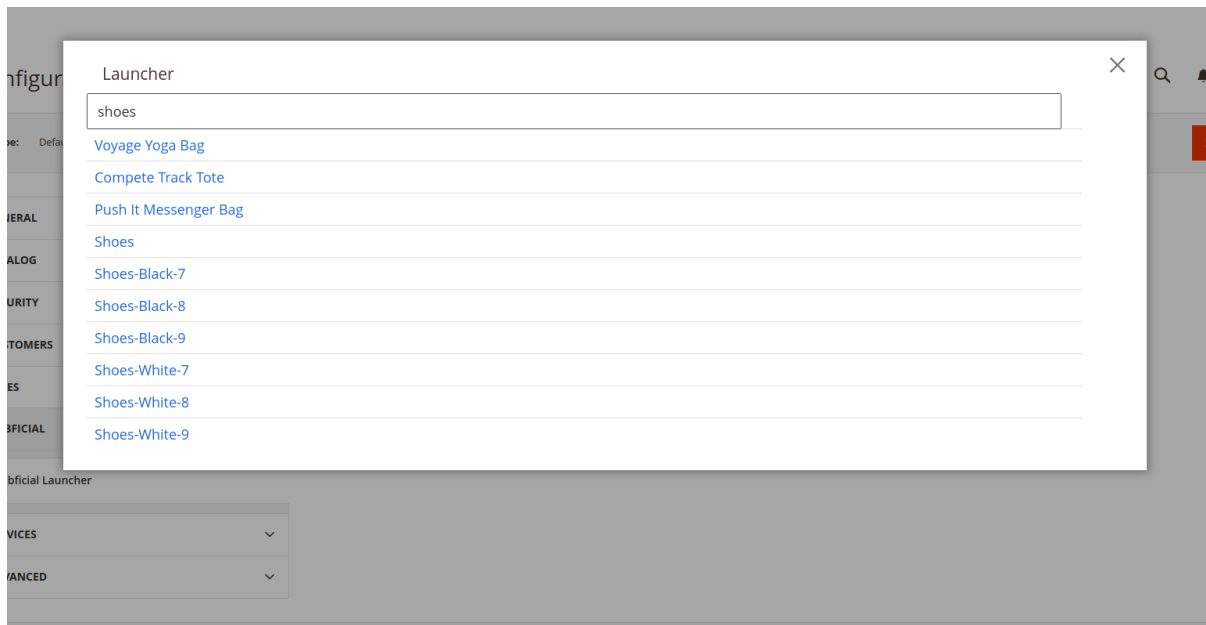
The launcher popup will have a textbox available. You can type the configuration name, customer name, Order ID, Product name, Product SKU and it will find all the applicable links from the store.

Some of the examples are below.

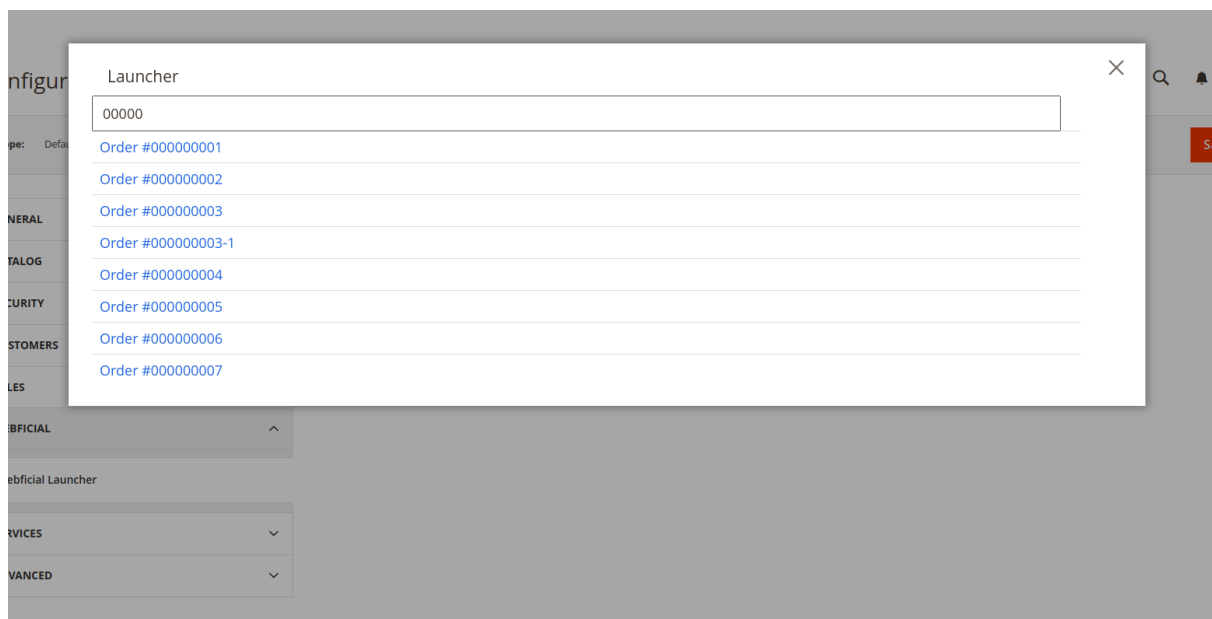
Search Customer by name:



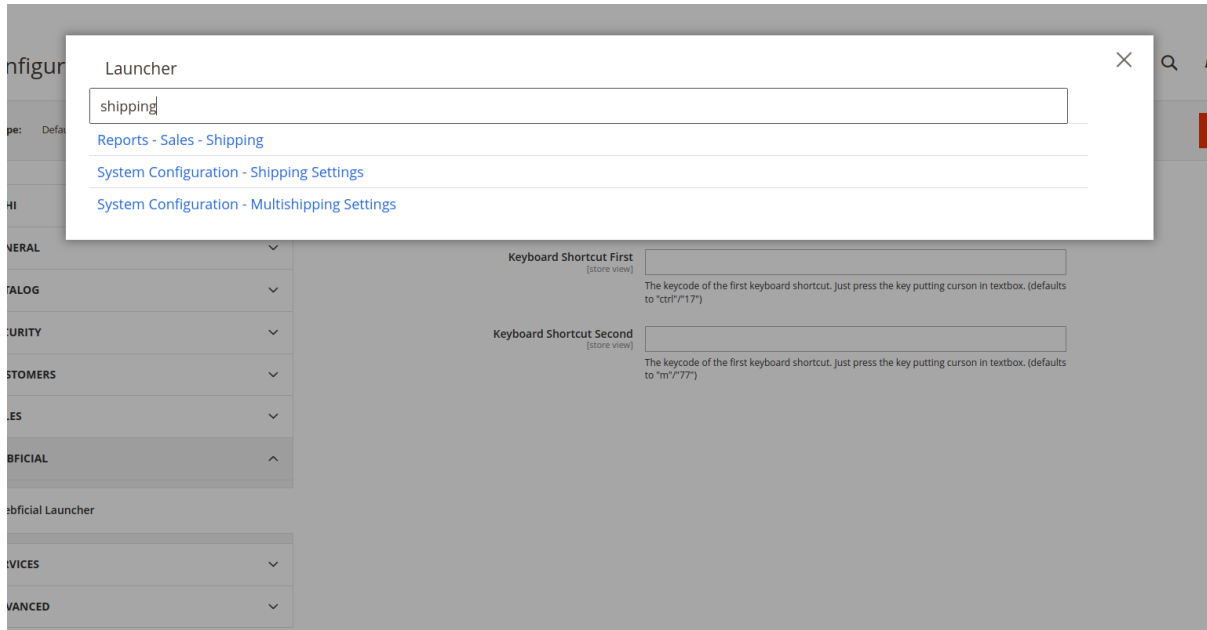
Search products by name:



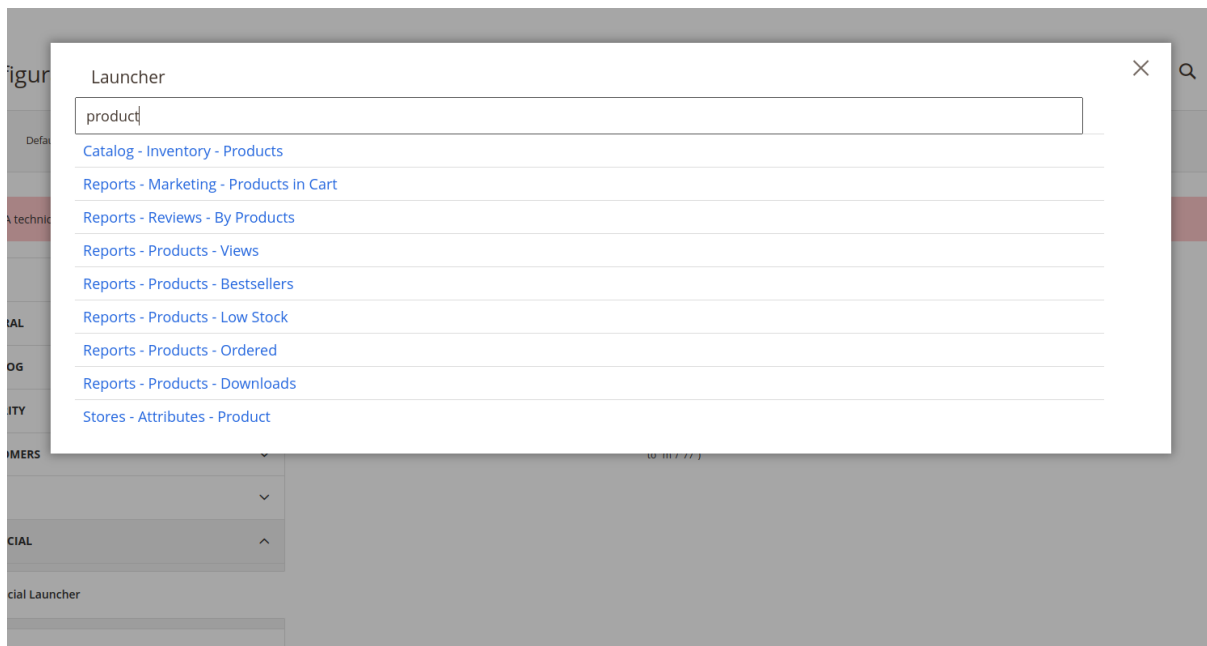
Search order by Order ID:



Search Configuration Sections:



Search admin menu:



Webficial Launcher thrives on user feedback, and your insights are crucial as we continually refine and enhance the extension for optimal performance. Experience the efficiency, convenience, and innovation of Webficial Launcher today, as we redefine Magento admin panel navigation. Explore. Navigate. Transform.

Thank You!!