




Free Shipping Bar Module


For Magento 2


User Guideline


Introducing the Magento 2 Free Shipping Bar module by Webficial Technologies, a dynamic tool designed to revolutionize the way you engage customers and drive sales in your e-commerce store. With its user-friendly interface, lightweight structure, and powerful features, this module is crafted to seamlessly integrate into your Magento 2 platform, delivering a compelling incentive for customers to add products to their carts and enjoy the perks of free shipping:


Key Features:


 **One-Click Enable/Disable:** Easily activate or deactivate the module with a single click for seamless control.


 **Layout Options:** Admins can choose from two layouts—Bar or Circle—for visual flexibility.


 **Sticky Message:** Choose to display the message at the top or bottom of pages for persistent visibility.


 **Color Customization:** Personalize text and background colors to match your site's theme seamlessly.

 **Circle Layout Customization:** Tailor the size of the Circle layout to suit your design preferences.

 **Real-time Animation:** Utilizes KnockOutJS for captivating real-time animation and live message updates.

 **Multi-Currency Support:** Ensures a consistent shopping experience for customers worldwide.

 **Customizable Text and Image:** Craft personalized messages and add a custom image for a unique touch.

 **Magento Default Integration:** Built on Magento's default "Free Shipping" method for easy and reliable integration.

Module Configurations:

Go to Webficial > Free Shipping Bar > Configuration from main menu.

Save

General Configuration

Enable <small>[store view]</small>	<input type="text" value="Yes"/>	<input type="checkbox"/> Use system value
	<small>Enable/Disable Module</small>	
The first Message <small>[store view]</small>	<input type="text" value="Get Free Shipping for the order over {{FreeshippingAmount}}"/>	<input checked="" type="checkbox"/> Use system value
Progress Message <small>[store view]</small>	<input type="text" value="Only left for {{Price}} Free Shipping."/>	<input checked="" type="checkbox"/> Use system value
Success message <small>[store view]</small>	<input type="text" value="Good news: your order will be delivered for Free."/>	<input type="checkbox"/> Use system value
Tool-Tip message <small>[store view]</small>	<input type="text" value="Offer Valid For 1-4-2023 To 1-4-2024"/>	<input type="checkbox"/> Use system value
Message Show <small>[store view]</small>	<input type="text" value="Circle"/>	<input type="checkbox"/> Use system value
Circle Side <small>[store view]</small>	<input type="text" value="Circle-Left"/>	<input type="checkbox"/> Use system value
Pending Color <small>[store view]</small>	<input type="text" value="#f7a500"/>	
Success Color <small>[store view]</small>	<input type="text" value="#2e8b57"/>	
Upload Image <small>[store view]</small>	<input type="button" value="Choose file"/> No file chosen <input type="checkbox"/> Delete Image	
Circle Size <small>[store view]</small>	<input type="text" value="120"/>	

ved.
Mag

The General Configuration section encompasses essential options to fine-tune the functionality of the module. Ensure optimal performance and a tailored experience with the following configuration settings:

Enable/Disable Module:

Option to enable or disable the module entirely on your store, allowing for seamless control over its activation.

First Message:

The initial message is displayed to customers when their cart is empty, providing a prompt to encourage product additions.

Progress Message:

Upon adding products to the cart, the Progress Message dynamically fills a circle based on the cart total. Real-time updates ensure customers are informed of their pending amount.

Success Message:

Customers receive a Success Message when their cart subtotal exceeds the threshold for free shipping, indicating the achievement of this benefit.

Tool-tip Message:

A simple tooltip, specifically designed for the bar-type free shipping layout, provides additional information to users.

Message Show:

Admins can choose between "Bar" and "Circle" layouts for the free shipping message, tailoring the display to suit the store's aesthetic.

Circle Side:

Admins have the flexibility to position the circle on the left or right side of the page, ensuring a customizable and visually pleasing layout.

Bar Side:

Admins can display the message bar at the top or bottom of the page, with the option to make it sticky for constant visibility.

Pending Color (Circle Layout):

The admin can select the color displayed on the circle to represent the pending amount.



Success Color (Circle Layout):

For the Circle Layout, admins can choose the color that the circle displays upon reaching the free shipping threshold.

Circle Size:

Admin can apply the size for the free shipping circle.

Background Color (Bar Layout):

The background color of the free shipping bar can be selected based on the store's theme, ensuring a cohesive visual appearance.

Font Color (Bar Layout):

Admins can apply a specific font color to the text message, harmonizing with the overall design.

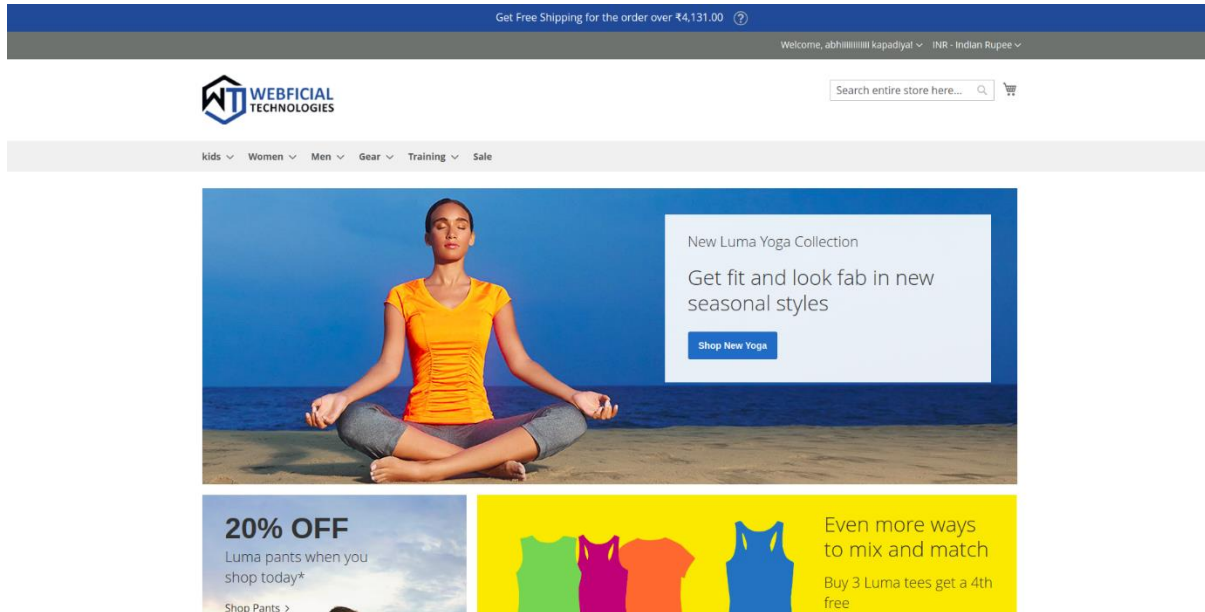
Upload Image:

Store owners can enhance the visual appeal of the free shipping message by uploading an image of their choice, providing a personalized touch to the user experience.

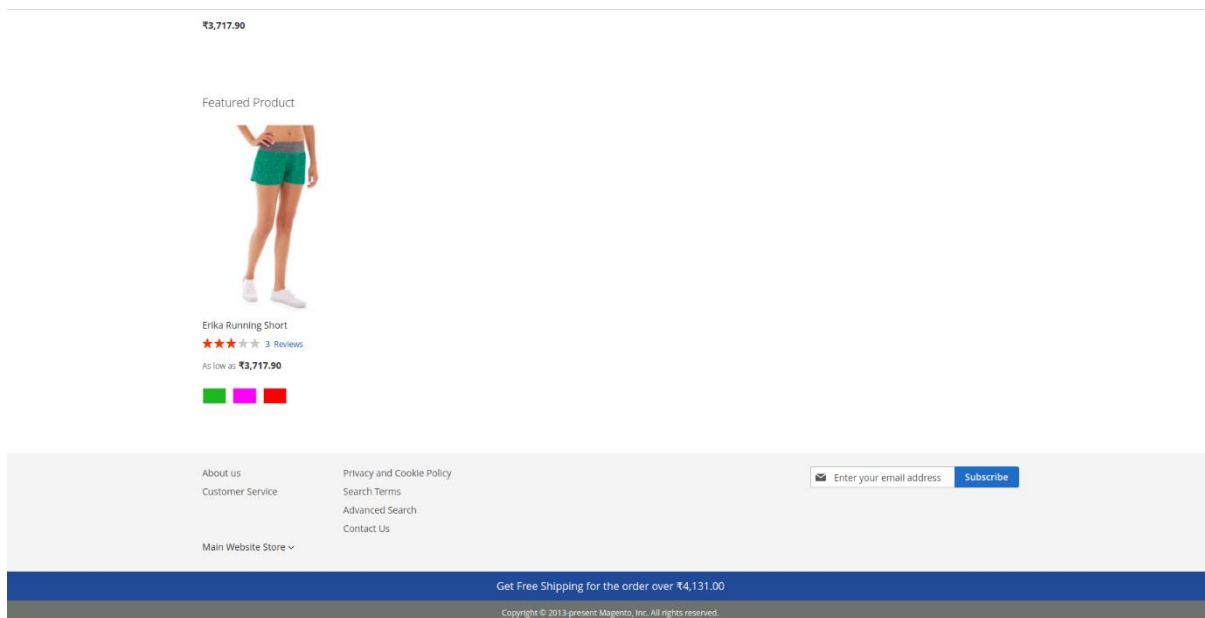
Frontend:

Customers can see a Bar at the top or bottom of the page based on the configuration.

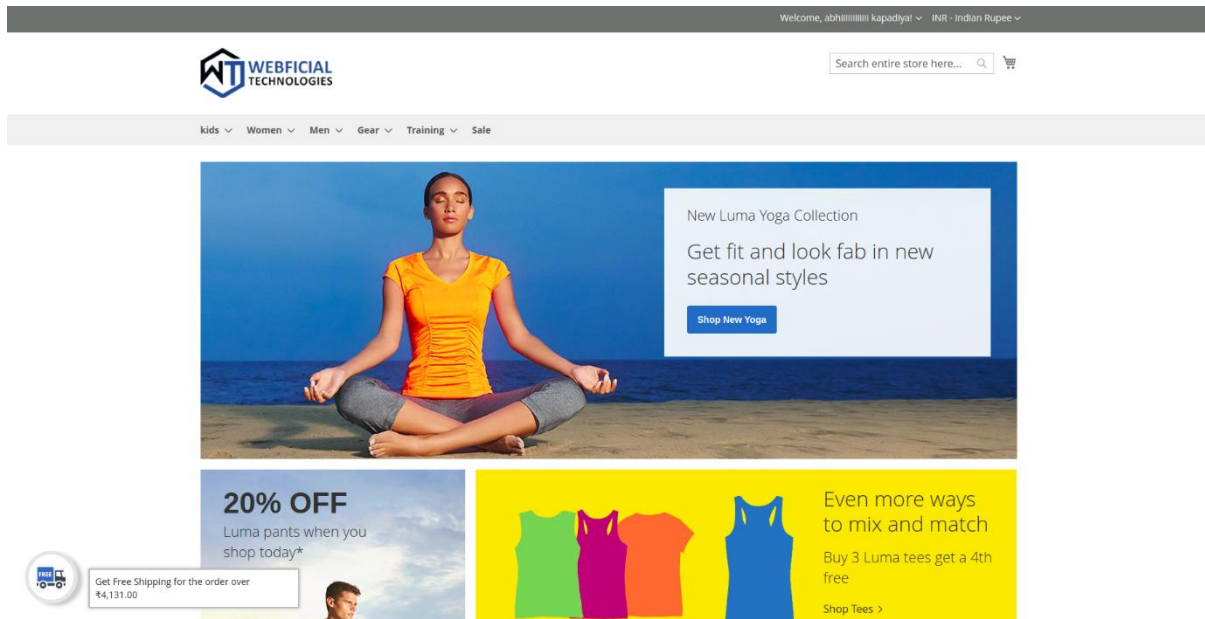
Top aligned bar:



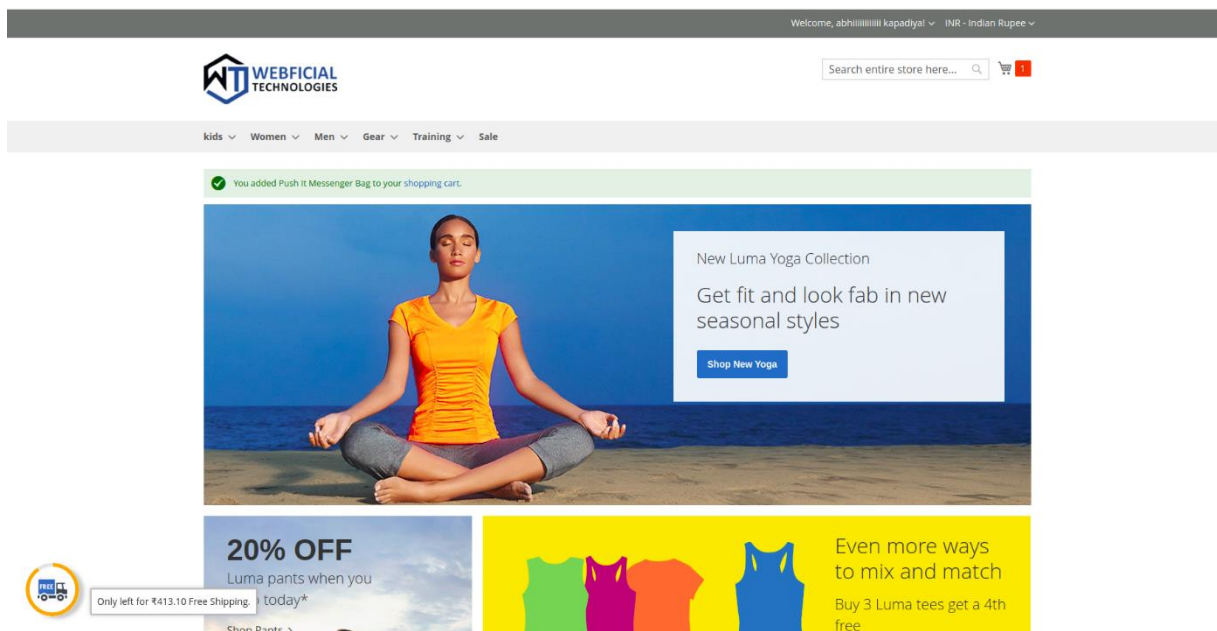
Bottom aligned bar:



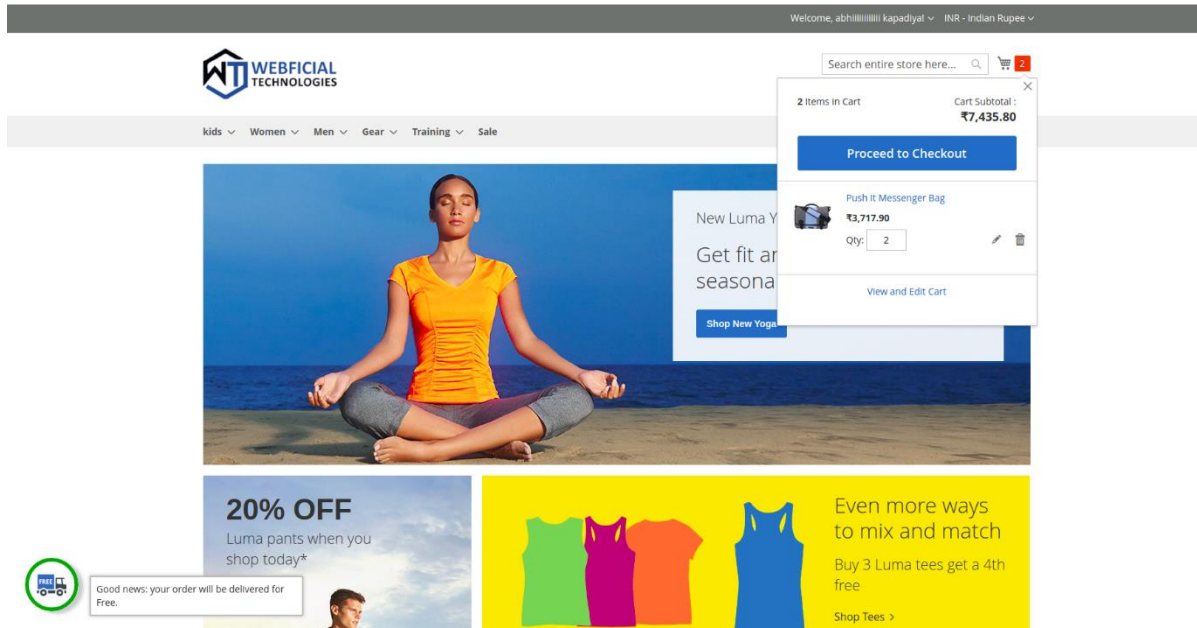
Circle Layout: Initial Free Shipping message



Circle Layout: Pending amount Shipping message



Circle Layout: Success Free Shipping message



In conclusion, our Free Shipping Bar module serves as a valuable tool to enhance your e-commerce experience. By providing a seamless and visually appealing way to communicate free shipping offers, this module contributes to increased customer engagement and improved conversion rates. The easy configuration options, real-time animations, and compatibility with Magento's default "Free Shipping" method make it a versatile and powerful addition to your online store. As you navigate through this user guideline, we trust that you'll find the Free Shipping Bar module not only user-friendly but also instrumental in optimizing your promotional strategies and fostering customer loyalty. Thank you for choosing Webficial Technologies for your e-commerce solutions, and we look forward to supporting your continued success.

Thank You!!



+91 96621 99752



info@webficial.com



B-507, PNTC, Radio Mirchi Road
Ahmedabad Gujarat 380015